

# Personal LOCKERS

Store with  
Confidence

Lock Your Personals SAFE  
in Any Work Atmosphere



**LINKMISR**  
ADVANCED STORAGE SOLUTIONS

# Lockers

Store with  
Confidence

For Personal Storage

## Features

### SPECIFICATIONS

#### APPLICATION:

Secured personal storage in environments which are usually Dry or Damp Area.

#### MATERIAL:

Dry Area Link Lockers  
Mild Steel, Cold Formed, Riveted and Welded.

Damp Area Link Lockers  
Mild Steel, Electro-Zinc, Cold Formed, Riveted and Welded.

#### FINISH:

Powder Coated, Epoxy / Polyester Colour Coating.

#### DIMENSIONS:

Standard height: 1800mm  
"three-quarter height" 1382mm also available  
Available depths mm: 300 / 450 / 550  
Available widths mm: 225 / 300 / 400 / 450

#### LINK LOCKER SERIES:

Link 1800 Series available for:  
- Standard Duty  
- Heavy Duty  
- Super Heavy Duty



#### STURDY & SECURE



Doors have an all-around reinforcing edge. Reinforcement with a vertical channel section stiffens the door for protection against impact damage.

#### STEEL HINGES



Steel three-knuckle hinges are welded to the door for added strength.

#### VENTILATION



Slots in the top and base of the frame allow air to circulate through the locker, optional Ventilated shelves and doors also available.

#### ESCUTCHEON PLATE



Integral lock cover plate and handle, recesses accept compartment identification self-adhesive numbers.

#### SECURE LOCKING



Key operated cam locks (deadlock) are the standard lock fitting, supplied with two Keys in a range of 2000 differs.



# The Expert Choice for Personal Storage

## STANDARD DUTY Personal Lockers

### Locker Nesting

LINK 1800 series lockers are supplied as nested units - lockers of the same overall dimensions, sharing common side panels. Locker nesting makes efficiencies in manufacture, delivery, installation and space utilization.

Initial Locker Nest Of 1



Locker Nest Of 2



Locker Nest Of 3



Locker Nest Of 4



### SINGLE - TIER LOCKER

**Internal Fittings**  
- Fixed top shelf  
- Fixed garment hanging rail (except 300mm deep)  
- Two coat hooks

**Internal Dimensions**  
Top compartment height = 329mm  
Hanging compartment height = 1405mm  
Internal depth  
Overall depth - 21mm

**Clear Opening Widths**  
225mm (overall) = 175mm clear  
300mm (overall) = 250mm clear  
400mm (overall) = 350mm clear  
450mm (overall) = 400mm clear

### TWO - TIER LOCKER

**Internal Fittings**  
- One intermediate fixed shelf  
- Each compartment has a fixed garment hanging rail (except for 300mm deep)  
- Each compartment has two coat hooks

**Internal Dimensions**  
Top compartment height = 887mm  
Base compartment height = 846mm  
Internal depth  
Overall depth - 21mm

**Clear Opening Widths**  
225mm (overall) = 175mm clear  
300mm (overall) = 250mm clear  
400mm (overall) = 350mm clear  
450mm (overall) = 400mm clear

### THREE - TIER LOCKER

**Internal Fittings**  
- Two intermediate fixed shelves

**Internal Dimensions**  
Top compartment height = 608mm  
intermediate compartment height = 557mm  
Base compartment height = 569mm  
Internal depth  
overall depth - 21mm

**Clear Opening Widths**  
225mm (overall) = 175mm clear  
300mm (overall) = 250mm clear  
400mm (overall) = 350mm clear  
450mm (overall) = 400mm clear

### FOUR - TIER LOCKER

**Internal Fittings**  
- Three intermediate fixed shelves

**Internal Dimensions**  
Top compartment height = 468mm  
intermediate compartment heights = 417mm  
Base compartment height = 428mm  
Internal depth  
overall depth - 21mm

**Clear Opening Widths**  
225mm (overall) = 175mm clear  
300mm (overall) = 250mm clear  
400mm (overall) = 350mm clear  
450mm (overall) = 400mm clear

### FIVE - TIER LOCKER

**Internal Fittings**  
- Four intermediate fixed shelves

**Internal Dimensions**  
Top compartment height = 385mm  
intermediate compartment heights = 334mm  
Base compartment height = 349mm  
Internal depth  
overall depth - 21mm

**Clear Opening Widths**  
225mm (overall) = 175mm clear  
300mm (overall) = 250mm clear  
400mm (overall) = 350mm clear  
450mm (overall) = 400mm clear

### SIX - TIER LOCKER

**Internal Fittings**  
- Five intermediate fixed shelves

**Internal Dimensions**  
Top compartment height = 329mm  
intermediate compartment heights = 278mm  
Base compartment height = 292mm  
Internal depth  
overall depth - 21mm

**Clear Opening Widths**  
225mm (overall) = 175mm clear  
300mm (overall) = 250mm clear  
400mm (overall) = 350mm clear  
450mm (overall) = 400mm clear

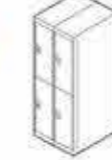
## UTILITY PERSONAL Lockers

### Compartment Sizes and Availability

Locker Nest of 1



Locker Nest of 2



### Divided 6-compartment

**Internal Fittings**  
- Fixed top shelf  
- Central divider  
- Garment hanging rail and coat hook  
- Three intermediate fixed shelves

**Internal Dimensions**  
- Top compartment height = 330mm  
- Hanging height = 1406mm  
- Right-hand storage compartment heights (listed top to base) = 278/278/278/567mm

**Compartment Clear Opening Widths**  
Top = 400mm  
Hanging/shelves (left,right) = 192/180mm

### Divided 3-compartment

**Internal Fittings**  
- Fixed top shelf  
- Central divider  
- Both divided compartments have a garment hanging rail and coat hook

**Internal Dimensions**  
Top compartment height = 330mm  
- Hanging height = 1406mm

**Compartment Clear Opening Widths**  
Top = 400mm  
Hanging/shelves (left,right) = 192/180mm

### Two-Person 4-compartment

**Internal Fittings**  
- Central divider  
- Both divided compartments have two coat hooks

**Internal Dimensions**  
- Top compartment height (upper,lower) = 254/214mm  
- Hanging height = 1267mm

**Compartment Clear Opening Widths**  
Top = 400mm  
Hanging (left,right) = 191/184mm



#### Overall Dimensions mm

	1800	1800	1800	1800	1800	1800	1800	1800	1800
Height	1800	1800	1800	1800	1800	1800	1800	1800	1800
Width	225	225	300	300	300	400	400	450	450
Depth	450	500	300	450	550	450	550	450	550



#### Overall Dimensions mm

	Width	Depth
Height	1800	450
Width	450	450
Depth		

## SPECIALIST STORAGE Lockers

### Compartment Sizes and Availability

#### Insight Locker

Insight Series Lockers: with clear security benefits for personal workplace storage.

A range of lockers which allow visibility of items without compromising on Security. The toughened polycarbonate view panels allow at a glance:

-Security inspection, to ensure contents do not pose a security threat or otherwise are inappropriate.

-Visibility of the items inside, acting as real deterrent to casual pilfering

-Identification of the items stored, allowing monitoring of work-wear and equipment for issue or assessment of stock level.



#### Post Locker

Allows sorted mail to be posted into secure compartments.

Nest of 1, 2 & 3

#### Overall Dimensions mm

	Width	Depth
Height	1800	300
Width	300	300
Depth	1800	450

# Suiting Every Personal Space

## Bridge Unit

Top coater packs and bridge unit combined storage units features open shelf and hanging rails fitted between a pair of lockers. Where height allows, quatro and sixto lockers can be fitted over bridge units creating additional storage space.



## Double Hinged Door Cabinet

Hinged door cabinets provide secure and orderly storage for a variety of items. All cabinets can be configured individually and adapted to your specific storage needs through the flexible use of partition materials and cabinet.



## Our New Dry Area LAMINATE LOCKERS



Our range of redesigned dry area laminate lockers combines the versatility of steel lockers with the durability of solid grade laminate lockers.

The solid grade laminate material offers a robust, elegant solution. There is a choice of door styles available with our solid grade laminate lockers, with a range of colours and material designs, to satisfy all requirements.

Plant-on doors cover the front face of the locker carcass creating a wall of colour, while, inset doors offer a full-length hinge to provide continuous support for the door and a visual contrast between the door finish and the dry area laminate locker frame.

## CHANGING ROOM Seating

### Range and unit types

#### Benches and Seating

Free-standing units, on a 40mm square steel tube framework.

**Bench Unit**  
400mm high



**Seat Unit**  
single & double-sided  
1800mm high



### Locker Support Frames

#### Support Frame:

Raises lockers from the floor, to aid cleaning and reduce scuff damage. 155mm high with fixed foot caps (height adjustable feet also available) Rear legs are inset 50mm for clearance of skirting boards, pipe work etc.



#### Support Frame with Seat:

Seating integrated with lockers. As support frame, but 400mm high with height adjustable foot cap. Nominal seat depth 300 or 450mm. Also available with an underslung wire rack for shoes below.



## MODULAR PERSONAL Lockers

### Quarto Modular Lockers

Quarto lockers are supplied as nested units. Specification is based on the Link 1800 Series locker. Clear opening height = 420mm Clear opening width = overall width 50mm

#### Overall Dimensions mm

Height 511 511 511 511 511 511 511 511  
Width 225 300 300 300 400 400 450 450  
Depth 450 300 450 550 450 550 450 550



### Sixto Modular Lockers

Sixto lockers are supplied as nested units. Specification is based on the Link 1800 Series lockers. Clear opening height = 279mm Clear opening width = overall width - 50mm

#### Overall Dimensions mm

Height 372 372 372 372 372 372 372 372  
Width 225 300 300 300 400 400 450 450  
Depth 450 300 450 550 450 550 450 550



## LOCKING SYSTEMS for Locker Ranges

### Key-operated Cam Lock (standard deadlock) Single-point locking

Supplied with 2 keys. Master keys available.




### Pistol Grip Lock Simple-point locking

For use with a padlock. Note: padlocks not supplied. These are available separately.



### Key-operated Cam Lock (deadlock) Three-point locking

Supplied with 2 keys. Master keys available.



Turning the tumbler to each of the number settings releases the lock. Supplied with combination number, instructions and override master key.



### Digital Lock




A simple-to-use, battery operated keyless lock which can be programmed for single or multi-users. It offers a high level of security, comparable to Mastered Combination Locks, but as a personal entry code can be set and changed by the user, the digital option gives even greater flexibility. A pre-set master code ensures supervisor access.

## COLOUR choice

Colour ranges for steel lockers, cupboards and cabinets

### Body Colours



### Door Colours Standard Range



# Suiting Every Personal Space



## The Locker Excellence

### Head Office:

16, Beirut St., Heliopolis, Cairo, Egypt.

Tel: (02) 2453 4064 / 66 / 68 / 69

(02) 2453 4071

Fax: (02) 2453 4074

### Alex. Branch:

18 A Syria St., El Hekma Tower

Alexandria, Egypt.

Tel: (03) 5411951 - 5221902

Fax: (03) 5221902

### Factories:

10<sup>th</sup> of Ramadan City

Zone B4 - Area 30

Tel-Fax: (015) 382641/2/3/4

(015) 379340

[sales@linkmisr.com](mailto:sales@linkmisr.com) - [www.linkmisr.com](http://www.linkmisr.com) - Search on 1993.tel Google Search

