

Personal LOCKERS

Store with
Confidence

Lock Your Personals SAFE
in Any Work Atmosphere



Lockers

Store with
Confidence

For Personal Storage

Features

SPECIFICATIONS

APPLICATION:

Secured personal storage in environments which are usually Dry or Damp Area.

MATERIAL:

Dry Area Link Lockers
Mild Steel, Cold Formed, Riveted and Welded.

Damp Area Link Lockers
Mild Steel, Electro-Zinc, Cold Formed, Riveted and Welded.

FINISH:

Powder Coated, Epoxy / Polyester Colour Coating.

DIMENSIONS:

Standard height: 1800mm
"three-quarter height" 1382mm also available
Available depths mm: 300 / 450 / 550
Available widths mm: 225 / 300 / 400 / 450

LINK LOCKER SERIES:

Link 1800 Series available for:
- Standard Duty
- Heavy Duty
- Super Heavy Duty



Associate Member

STURDY & SECURE



Doors have an all-around reinforcing edge. Reinforcement with a vertical channel section stiffens the door for protection against impact damage.

STEEL HINGES



Steel three-knuckle hinges are welded to the door for added strength.

VENTILATION



Slots in the top and base of the frame allow air to circulate through the locker, optional Ventilated shelves and doors also available.

ESCUTCHEON PLATE




Integral lock cover plate and handle, recesses accept compartment identification self-adhesive numbers.

SECURE LOCKING



Key operated cam locks (deadlock) are the standard lock fitting, supplied with two Keys in a range of 2000 differs.



The Expert Choice for Personal Storage

STANDARD DUTY Personal Lockers

Locker Nesting

LINK 1800 series lockers are supplied as nested units - lockers of the same overall dimensions, sharing common side panels. Locker nesting makes efficiencies in manufacture, delivery, installation and space utilization.

Initial Locker Nest Of 1



Locker Nest Of 2



Locker Nest Of 3



Locker Nest Of 4



SINGLE - TIER LOCKER

Internal Fittings
- Fixed top shelf
- Fixed garment hanging rail (except 300mm deep)
- Two coat hooks

Internal Dimensions
Top compartment height = 329mm
Hanging compartment height = 1405mm
Internal depth
Overall depth - 21mm

Clear Opening Widths
225mm (overall) = 175mm clear
300mm (overall) = 250mm clear
400mm (overall) = 350mm clear
450mm (overall) = 400mm clear

TWO - TIER LOCKER

Internal Fittings
- One intermediate fixed shelf
- Each compartment has a fixed garment hanging rail (except for 300mm deep)
- Each compartment has two coat hooks

Internal Dimensions
Top compartment height = 887mm
Base compartment height = 846mm
Internal depth
Overall depth - 21mm

Clear Opening Widths
225mm (overall) = 175mm clear
300mm (overall) = 250mm clear
400mm (overall) = 350mm clear
450mm (overall) = 400mm clear

THREE - TIER LOCKER

Internal Fittings
- Two intermediate fixed shelves

Internal Dimensions
Top compartment height = 608mm
intermediate compartment height = 557mm
Base compartment height = 569mm
Internal depth
overall depth - 21mm

Clear Opening Widths
225mm (overall) = 175mm clear
300mm (overall) = 250 clear
400mm (overall) = 350mm clear
450mm (overall) = 400mm clear

FOUR - TIER LOCKER

Internal Fittings
- Three intermediate fixed shelves

Internal Dimensions
Top compartment height = 468mm
intermediate compartment heights = 417mm
Base compartment height = 428mm
Internal depth
overall depth - 21mm

Clear Opening Widths
225mm (overall) = 175mm clear
300mm (overall) = 250mm clear
400mm (overall) = 350 mm clear
450mm (overall) = 400mm clear

FIVE - TIER LOCKER

Internal Fittings
- Four intermediate fixed shelves

Internal Dimensions
Top compartment height = 385mm
intermediate compartment heights = 334mm
Base compartment height = 349mm
Internal depth
overall depth - 21mm

Clear Opening Widths
225mm (overall) = 175mm clear
300mm (overall) = 250mm clear
400mm (overall) = 350 mm clear
450mm (overall) = 400mm clear

SIX - TIER LOCKER

Internal Fittings
- Five intermediate fixed shelves

Internal Dimensions
Top compartment height = 329mm
intermediate compartment heights = 278mm
Base compartment height = 292mm
Internal depth
overall depth - 21mm

Clear Opening Widths
225mm (overall) = 175 mm clear
300mm (overall) = 250mm clear
400mm (overall) = 350mm clear
450mm (overall) = 400mm clear

UTILITY PERSONAL Lockers

Compartment Sizes and Availability

Locker Nest of 1



Locker Nest of 2



Divided 6-compartment

Internal Fittings
- Fixed top shelf
- Central divider
- Garment hanging rail and coat hook
- Three intermediate fixed shelves

Internal Dimensions
- Top compartment height = 330mm
- Hanging height = 1406mm
- Right-hand storage compartment heights (listed top to base) = 278/278/278 567mm

Compartment Clear Opening Widths
Top = 400mm
Hanging/shelves (left,right) = 192/180mm

Divided 3-compartment

Internal Fittings
- Fixed top shelf
- Central divider
- Both divided compartments have a garment hanging rail and coat hook

Internal Dimensions
Top compartment height = 330mm
- Hanging height = 1406mm

Compartment Clear Opening Widths
Top = 400mm
Hanging/shelves (left,right) = 192/180mm

Two-Person 4-compartment

Internal Fittings
- Central divider
- Both divided compartments have two coat hooks

Internal Dimensions
- Top compartment height (upper,lower) = 254/214mm
- Hanging height = 1267mm

Compartment Clear Opening Widths
Top = 400mm
Hanging (left,right) = 191/184mm



Overall Dimensions mm

	1800	1800	1800	1800	1800	1800	1800	1800	1800
Height	1800	1800	1800	1800	1800	1800	1800	1800	1800
Width	225	225	300	300	300	400	400	450	450
Depth	450	500	300	450	550	450	550	450	550



Overall Dimensions mm

	Width	Depth
Height	1800	450
Width	450	450

SPECIALIST STORAGE Lockers

Compartment Sizes and Availability

Insight Locker

Insight Series Lockers: with clear security benefits for personal workplace storage.

A range of lockers which allow visibility of items without compromising on Security. The toughened polycarbonate view panels allow at a glance:

- Security inspection, to ensure contents do not pose a security threat or otherwise are inappropriate.
- Visibility of the items inside, acting as real deterrent to casual pilfering
- Identification of the items stored, allowing monitoring of work-wear and equipment for issue or assessment of stock level.



Post Locker

Allows sorted mail to be posted into secure compartments.

Nest of 1, 2 & 3

Overall Dimensions mm

	Width	Depth
Height	1800	300
Width	300	300
Depth	1800	450

Suiting Every

Personal Space

Bridge Unit

Top coater packs and bridge unit combined storage units features open shelf and hanging rails fitted between a pair of lockers. Where height allows, quatro and sixto lockers can be fitted over bridge units creating additional storage space.



Double Hinged Door Cabinet

Hinged door cabinets provide secure and orderly storage for a variety of items. All cabinets can be configured individually and adapted to your specific storage needs through the flexible use of partition materials and cabinet.



Our New Dry Area LAMINATE LOCKERS



Our range of redesigned dry area laminate lockers combines the versatility of steel lockers with the durability of solid grade laminate lockers.

The solid grade laminate material offers a robust, elegant solution. There is a choice of door styles available with our solid grade laminate lockers, with a range of colours and material designs, to satisfy all requirements.

Plant-on doors cover the front face of the locker carcass creating a wall of colour, while, inset doors offer a full-length hinge to provide continuous support for the door and a visual contrast between the door finish and the dry area laminate locker frame.

MODULAR PERSONAL Lockers

Quarto Modular Lockers

Quarto lockers are supplied as nested units. Specification is based on the Link 1800 Series locker. Clear opening height = 420mm Clear opening width = overall width 50mm

Overall Dimensions mm

Height 511 511 511 511 511 511 511 511
Width 225 300 300 300 400 400 450 450
Depth 450 300 450 550 450 550 450 550



Sixto Modular Lockers

Sixto lockers are supplied as nested units. Specification is based on the Link 1800 Series lockers. Clear opening height = 279mm Clear opening width = overall width - 50mm

Overall Dimensions mm

Height 372 372 372 372 372 372 372 372
Width 225 300 300 300 400 400 450 450
Depth 450 300 450 550 450 550 450 550



CHANGING ROOM Seating

Range and unit types

Benches and Seating

Free-standing units, on a 40mm square steel tube framework.

Bench Unit
400mm high



Seat Unit
single & double-sided
1800mm high



Locker Support Frames

Support Frame:

Raises lockers from the floor, to aid cleaning and reduce scuff damage. 155mm high with fixed foot caps (height adjustable feet also available) Rear legs are inset 50mm for clearance of skirting boards, pipe work etc.



Support Frame with Seat:

Seating integrated with lockers. As support frame, but 400mm high with height adjustable foot cap. Nominal seat depth 300 or 450mm. Also available with an underslung wire rack for shoes below.



LOCKING SYSTEMS for Locker Ranges

Key-operated Cam Lock (standard deadlock) Single-point locking

Supplied with 2 keys. Master keys available.



Pistol Grip Lock Simple-point locking

For use with a padlock. Note: padlocks not supplied. These are available separately.



Key-operated Cam Lock (deadlock) Three-point locking

Supplied with 2 keys. Master keys available.



Turning the tumbler to each of the number settings releases the lock. Supplied with combination number, instructions and override master key.



Digital Lock



A simple-to-use, battery operated keyless lock which can be programmed for single or multi-users. It offers a high level of security, comparable to Mastered Combination Locks, but as a personal entry code can be set and changed by the user, the digital option gives even greater flexibility. A pre-set master code ensures supervisor access.

COLOUR choice

Colour ranges for steel lockers, cupboards and cabinets

Body Colours



LIGHT GREY
RAL 7035


Door Colours Standard Range



WHITE
RAL 9016



LIGHT GREY
RAL 3035




DARK GREY
RAL 7024



WOOD OAK



RED
RAL 3020



ORANGE
RAL 2004



YELLOW
RAL 1104



BLUE
RAL 5017

Suiting Every Personal Space



The Locker Excellence

Head Office:

16, Beirut St., Heliopolis, Cairo, Egypt.

Tel: (02) 2453 4064 / 66 / 68 / 69

(02) 2453 4071

Fax: (02) 2453 4074

Alex. Branch:

18 A Syria St., El Hekma Tower
Alexandria, Egypt.

Tel: (03) 5411951 - 5221902

Fax: (03) 5221902

Factories:

10th of Ramadan City
Zone B4 - Area 30

Tel-Fax: (015) 382641/2/3/4
(015) 379340

sales@linkmisr.com - www.linkmisr.com - Search on 1993.tel Google Search



Represented by:

Made by LinkMisr under licence from Link 51 UK